



FLORIDA
NASSAU COUNTY

FISCAL YEAR

**22
23**

SNAPSHOT Q1

REPORT

NCEDB



NCEDB ACTIVE PROJECTS

	CAPEX	JOBS	INDUSTRY
NCEDB 1	\$450 Million	800	Manufacturing
NCEDB 2	\$2 Billion	30-50	Logistics and Distribution
NCEDB 3	\$3 Million	30	Manufacturing

Source: NCEDB Oct 2022

CAREER SOURCE

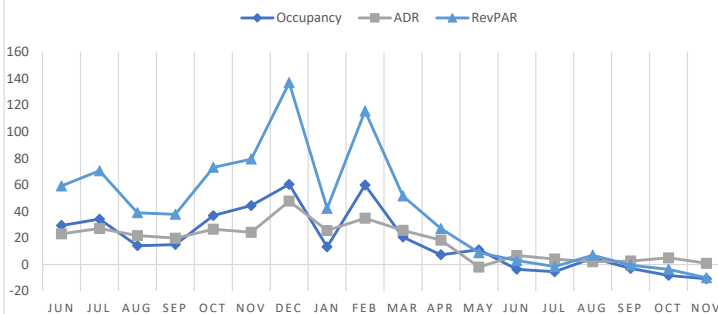
Northeast Florida - Services provided to Nassau County

SERVICE	2022-2023 1st Qtr	2022-2023 YTD
Job Orders	251	251
Services to Employers	324	324
Employers Served	61	61
Job Seeker Visitors	575	575
Services to Job Seekers	689	689


Source: CareerSource Northeast Florida

HOSPITALITY & TOURISM

MONTHLY PERCENT CHANGE



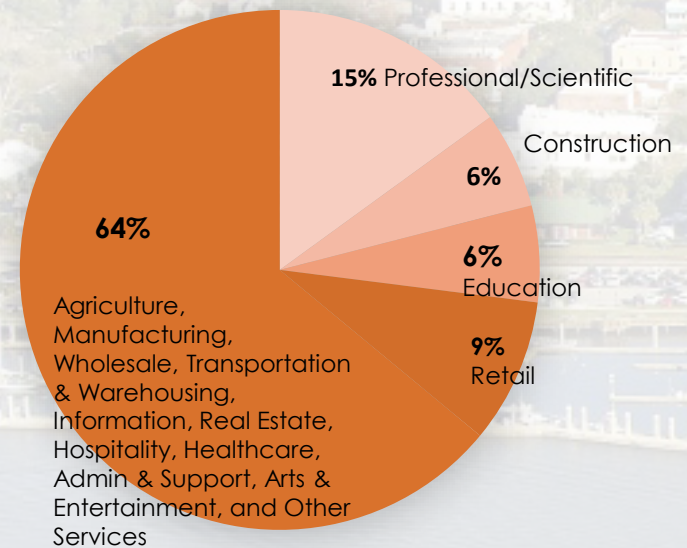
Leisure & Hospitality Jobs



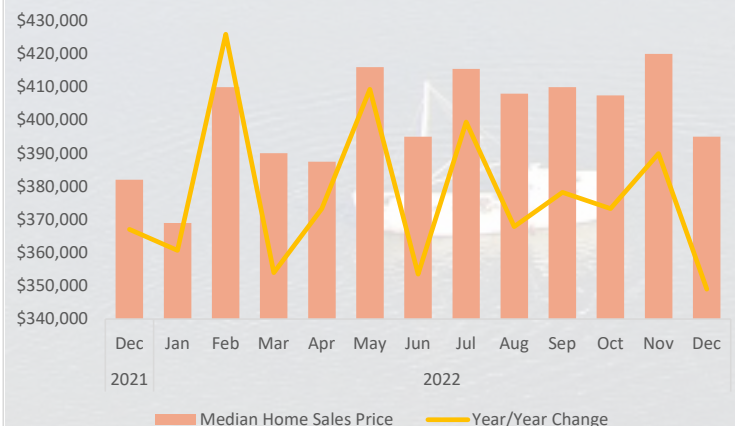
SBDC IMPACT

SERVICE	Q4 2022	2022 CY TOTAL thru DEC. 31
Entrepreneurs Consulted	33	149
Total Consulting Hours	98	595
Workshop Attendees	534	3,375*
Jobs Created/Retained	6	31
Business Startups	3	13
Capital Formation	\$0	\$1,850,700

December, 2022 Source: Small Business Development Center (SBDC).
*Updated metric for calendar year 2022 - Includes telephone and email inquiries, virtual and in-person speaking engagements, trade shows and popup shops.

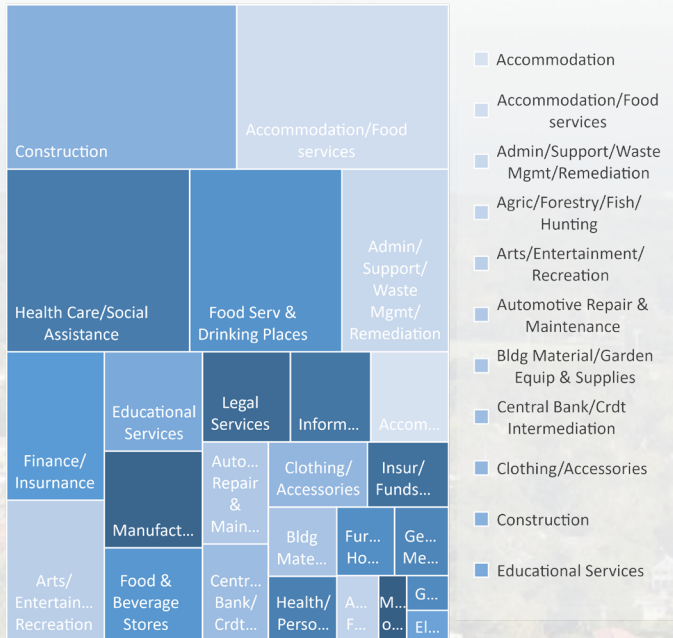


RESIDENTIAL - SINGLE FAMILY

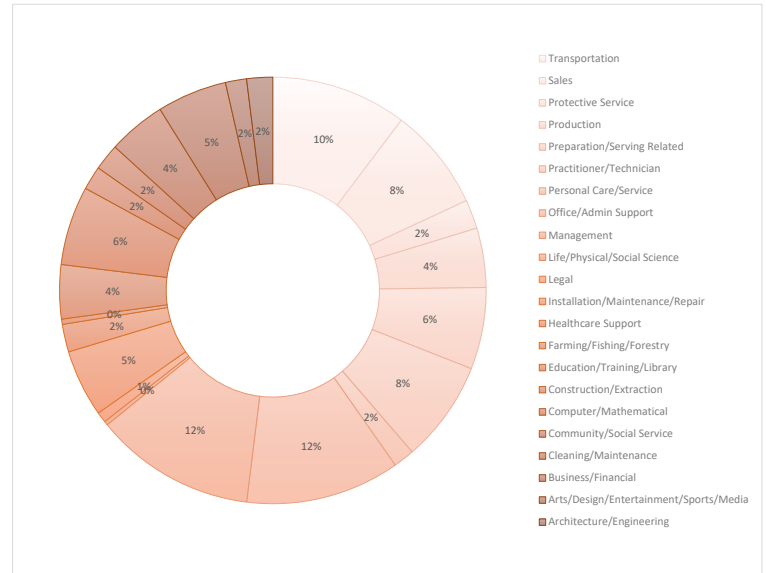


WORKFORCE

Businesses in Nassau County



Occupations in Nassau County %



EMPLOYMENT

	NASSAU COUNTY	FLORIDA	UNITED STATES
Current Level	44,251	10,496,000	158,749,000
YTD Change	+4.52%	+3.73%	+1.86%

Not seasonally adjusted , December 16, 2022

Source: [Florida Department of Economic Opportunity](#)

UNEMPLOYMENT

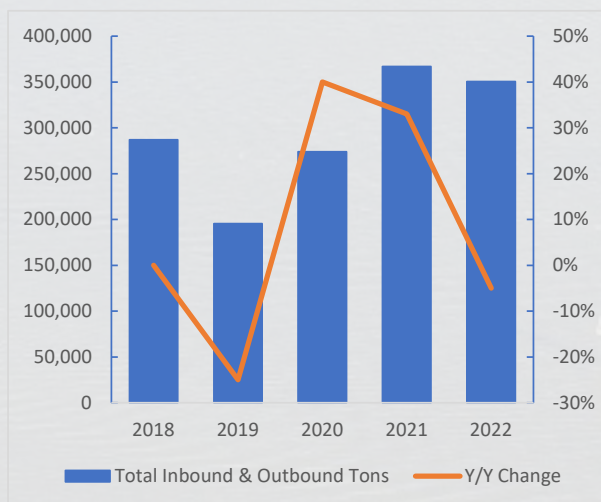
	NASSAU COUNTY	FLORIDA	UNITED STATES
Current Level	1,063	276,000	5,523,000
Unemployment Rate	2.3%	2.6%	3.4%

Not seasonally adjusted , December 16, 2022

Source: [Florida Department of Economic Opportunity](#)

OHPA PORT OF FERNANDINA TONNAGE

Year Over Year



Tonage data source: Ocean Highway Port Authority Port of Fernandina.

Month Over Month

