



FLORIDA
NASSAU COUNTY
ECONOMIC DEVELOPMENT BOARD

FISCAL YEAR

22
23

SNAPSHOT Q3
REPORT
NCEDB



NCEDB ACTIVE PROJECTS

	CAPEX	JOBS	INDUSTRY
NCEDB 1	\$350 Million	310	Steel Manufacturing
NCEDB 2	\$25 Million	25	Manufacturing Hydrogen
NCEDB 3	\$34 Million	150	Boat Manufacturer
NCEDB 4	\$30 Million	200	Production Facility
NCEDB 5 NEW	\$35 Million	70	Manufacturing Plywood
NCEDB 6 NEW	\$236 Million	416	Manufacturing

Source: NCEDB May 2023

CAREER SOURCE

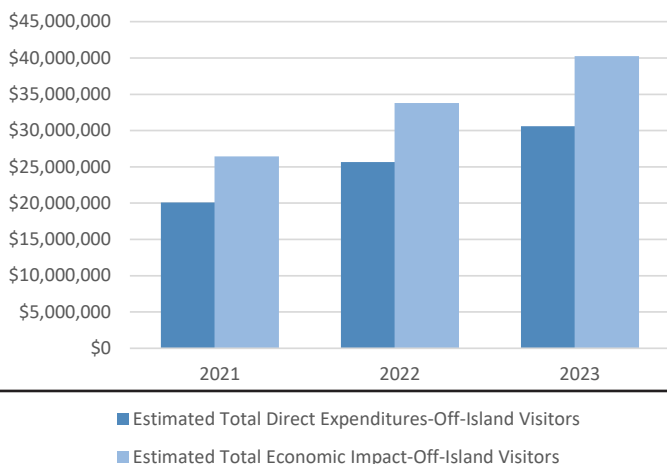
Northeast Florida - Services provided to Nassau County

SERVICE	2022-2023 3rd Qtr	2022-2023 YTD
Job Orders	204	653
Services to Employers	240	1,026
Employers Served	36	135
Job Seeker Visitors	846	2,877
Services to Job Seekers	1,034	2,488

Source: CareerSource Northeast Florida; July 2023

HOSPITALITY & TOURISM

Amelia Island Concours Week Estimated Economic Impact
March 2 - 5, 2023



Source: Amelia Island TDC

SBDC IMPACT

SERVICE	YTD 2023 Jan-Jun	2022 CY TOTAL thru DEC. 31
Entrepreneurs Consulted	93	149
Total Consulting Hours	342	595
Workshop Attendees*	13,557	3,375
Jobs Created/Retained	43	31
Business Startups	14	13
Capital Formation	\$713,300	\$1,850,700

June, 2023 Source: Small Business Development Center (SBDC).

*Includes telephone and email inquiries, virtual and in-person speaking engagements, trade shows and popup shops.

EDUCATION

TOP 5 CTE's EARNED

CTE Program	Total
Entrepreneurship & Small Business	328
Agriculture Associate Certification	242
Adobe Certified Professional in Visual Design	100
Certified Food Protection Manager (ServSafe®)	96
HBI Pre-Apprenticeship Certificate Training (PACT), Core	88
Total CTEs Earned in all Programs	1,047

Source: Nassau County School District; 2022-2023 school year.

RESIDENTIAL - SINGLE FAMILY



Source: Northeast Florida Association of Realtors; Median Sales Price; June 10, 2023

WORKFORCE

EMPLOYMENT

	NASSAU COUNTY	FLORIDA	UNITED STATES
Current Level	45,211	9,726,100	149,512,000
Y/Y Change	3.92%	3.7%	2.07%

Not seasonally adjusted, June 2023

Source: [Florida Department of Economic Opportunity & U.S. Bureau of Labor Statistics](#)

UNEMPLOYMENT

	NASSAU COUNTY	FLORIDA	UNITED STATES
Current Level	1,171	287,000	6,097,000
Unemployment Rate	2.5%	2.6%	3.4%

Not seasonally adjusted, June 16, 2023

Source: [Florida Department of Economic Opportunity & U.S. Bureau of Labor Statistics](#)

Jacksonville MSA

Nassau County has the 2nd lowest unemployment rate in The CareerSource Northeast Florida region with St. Johns County having the lowest at 2.4%

May 2023, nonagricultural employment in the Jacksonville MSA increased 4.1% over the year.

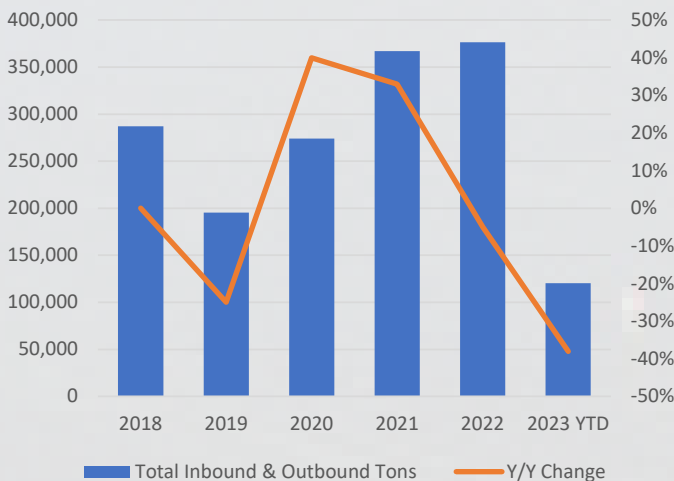
Mining, Logging, and Construction; Information; Professional and Business Services; Manufacturing; Financial Activities; Trade, Transportation, and Utilities; and Government industries grew faster in the metro area than statewide over the year.

Jacksonville MSA had the highest annual job growth compared to all the metro areas in the state in the Financial Activities (+3,400 jobs) and Information (+400 jobs) industries.

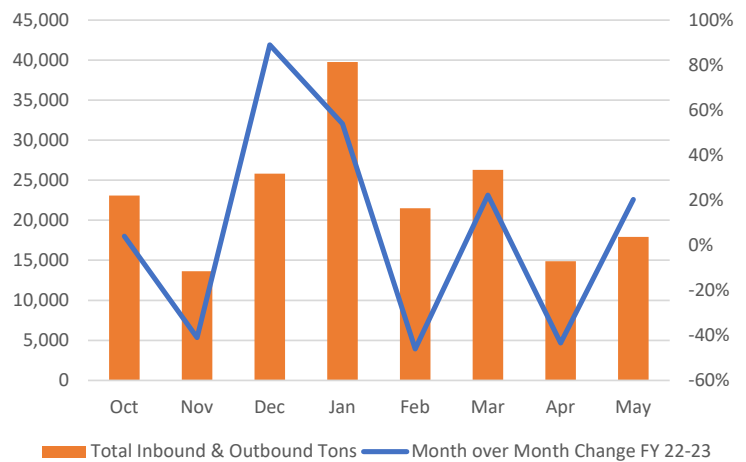
There were no lost jobs over the year.

OHPA PORT OF FERNANDINA TONNAGE

Year Over Year



Month Over Month



Tonage data source: Ocean Highway Port Authority Port of Fernandina. July, 2023