



SBDC IMPACT

Calendar Year

SERVICE	2022 YTD	2021 TOTAL CY
Entrepreneurs Consulted	151	170
Total Consulting Hours	562	1,366
Workshop Attendees	2,841	—*
Jobs Created/Retained	25	50
Business Startups	10	6
Capital Formation	\$1,850,700	\$10,380,972

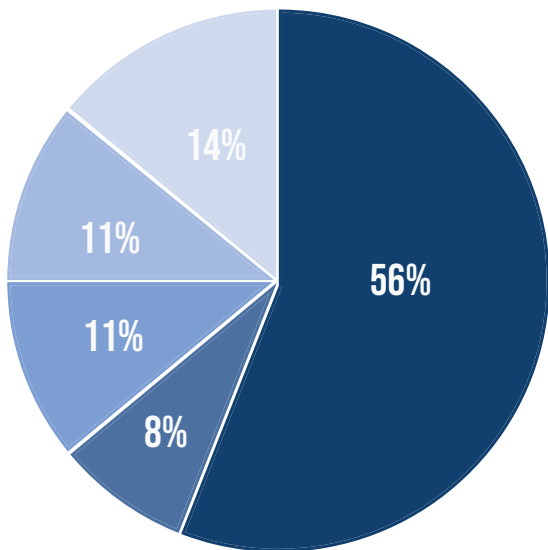
September, 2022 Source: Small Business Development Center (SBDC).
*Updated metric for calendar year 2022 - Includes telephone and email inquiries, virtual and in-person speaking engagements, trade shows and popup shops.

CAREER SOURCE

Northeast Florida fiscal year

SERVICE	2021-2022 4th Qtr	2021-2022 YTD
Job Orders	467	1,498
Services to Employers	468	561
Employers Served	45	105
Job Seeker Visitors	506	2,384
Services to Job Seekers	585	4,022

Source: CareerSource Northeast Florida



- Healthcare
- Hospitality
- Construction
- Retail
- Other Services
Agriculture, Manufacturing, Wholesale, Transportation & Warehousing, Information, Real Estate, Professional, Scientific or Tech Services, Admin & Support, Education, Arts & Entertainment and Other Services (except Public Admin)

EMPLOYMENT

	NASSAU COUNTY	FLORIDA	UNITED STATES
Current Level	44,535	10,447,000	158,936,000
YTD Change	+5.74%	+4.5%	+3.30%

Not seasonally adjusted, October 21, 2022
Source: Florida Department of Economic Opportunity

UNEMPLOYMENT

	NASSAU COUNTY	FLORIDA	UNITED STATES
Current Level	1,031	266,000	5,753,000
Unemployment Rate	2.3%	2.5%	3.5%

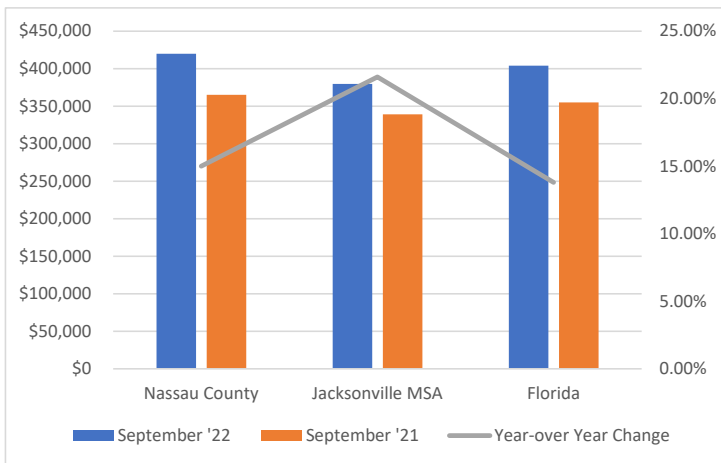
Not seasonally adjusted, October 21, 2022
Source: Florida Department of Economic Opportunity



RESIDENTIAL - SINGLE FAMILY

As of September 2022, the median home sales price for Nassau County is **\$419,900**, up 15 percent year-over-year. In Florida, the median home price is **\$403,800**, up 13.8 percent year-over-year.

Median Sales Price



NCEDB ACTIVE PROJECTS

	CAPEX	JOBS	INDUSTRY
NCEDB 1	\$450 Million	800	Manufacturing
NCEDB 2	\$2 Billion	30-50	Logistics and Distribution
NCEDB 3 NEW	\$3 Million	30	Manufacturing

NCEDB Oct 2022

BRE SAVE THE DATE

Please join us and our BRE Partners for our second Round Table Discussion, as we will be addressing feedback from the last event.

Thursday, December 1, 2022 9 AM - 11 AM

Town of Callahan Fire Department

Visit <http://nassauflorida.com> for more information

NASSAU COUNTY SCHOOL DISTRICT

For the 2021 - 22 school year, Nassau County ranked **#2** in the state, following St. Johns County.

Nassau County School District is bridging pathways to empower students to explore diverse industries and career paths through Career & Technical Education

Top 5 Certifications Earned by High School

	FBHS	HMHS	WNHS	YHS	Bean Center
Certified Food Protection Manager (ServSafe)	82	-	-	-	69
Agriculture Associate Certification	-	44	56	37	-
Adobe Certified Professional in Visual Design	58	44	15	2	-
Certified Internet Web (CIW) Social Media Strategist	9	1	17	49	-
Certified Nursing Assistant (CNA)	12	12	26	13	-




HOSPITALITY & TOURISM

Based on visitor response, Dining Out and Shopping are among the top draws to Amelia Island with 81.2% and 62.3% respectively (open ended multiple response).

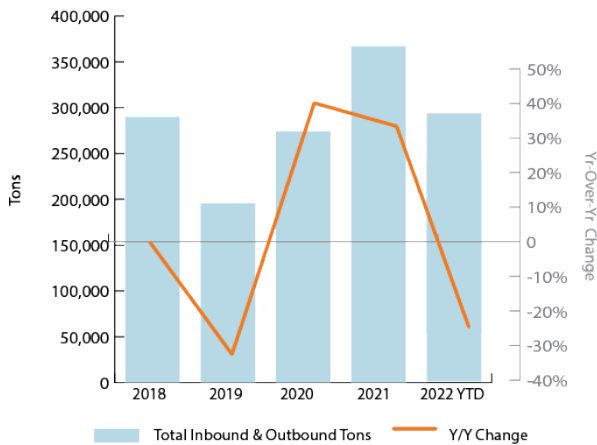
	FY Q4 2022 (Jul. - Sept.)	FY '21 - '22 (Oct. - Sept.)	FY '20 - '21 (Oct. - Sept.)	% Δ FY '21 - '22
# of Visitors	197,400	765,600	662,900	+15.5%
Direct Expenditures	\$176,278,200	\$692,129,200	\$543,220,900	+27.4%
Total Economic Impact	\$231,929,200	\$910,634,300	\$714,715,700	+27.4%

Source: Amelia Island Tourist Development Council

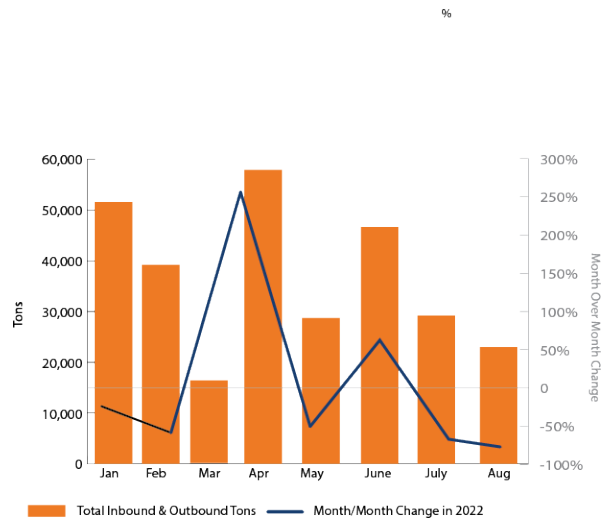


OHPA PORT OF FERNANDINA TONNAGE

Year Over Year



Month Over Month



Tonnage data source: Ocean Highway Port Authority Port of Fernandina.